

**ENERGY  
COMPACTS**

**ANNUAL  
PROGRESS  
REPORT 2024**



COORDINATED BY



**United  
Nations**



SUPPORTED BY



# FOREWORD

As we confront the complex challenges of our time, energy remains a cornerstone in our pursuit of a sustainable and equitable future for all. This 2024 Energy Compacts Annual Progress Report represents our collective advancement, action and urgency towards bridging the gap between ambition and reality. It demonstrates the steps taken to address the energy demands of today, while paving the way towards a sustainable tomorrow.

This report is not just a summary of accomplishments; it is a reflection of our commitment to action. The initiatives and partnerships highlighted here demonstrate our ability to create impactful change when we unite behind a common goal. Yet, as we celebrate these milestones, we are reminded that our work is far from over. The road towards the Sustainable Development Goals demands even greater collaboration, innovation, and resolve.

As you read through this report, we hope you are inspired to join us in the next steps of this journey. Let this report serve as both an inspiration and a challenge to accelerate our efforts, push beyond our limits, and make the vision of sustainable energy a reality for all. Thank you for your steadfast support and dedication.



**ACHIM STEINER**

Administrator of UNDP;  
Co-Chair, UN-Energy



**DAMILOLA OGUNBIYI**

Special Representative of the UN  
Secretary-General for Sustainable  
Energy for All; Co-Chair, UN-Energy



**LI JUNHUA**

Under-Secretary-General,  
UN DESA

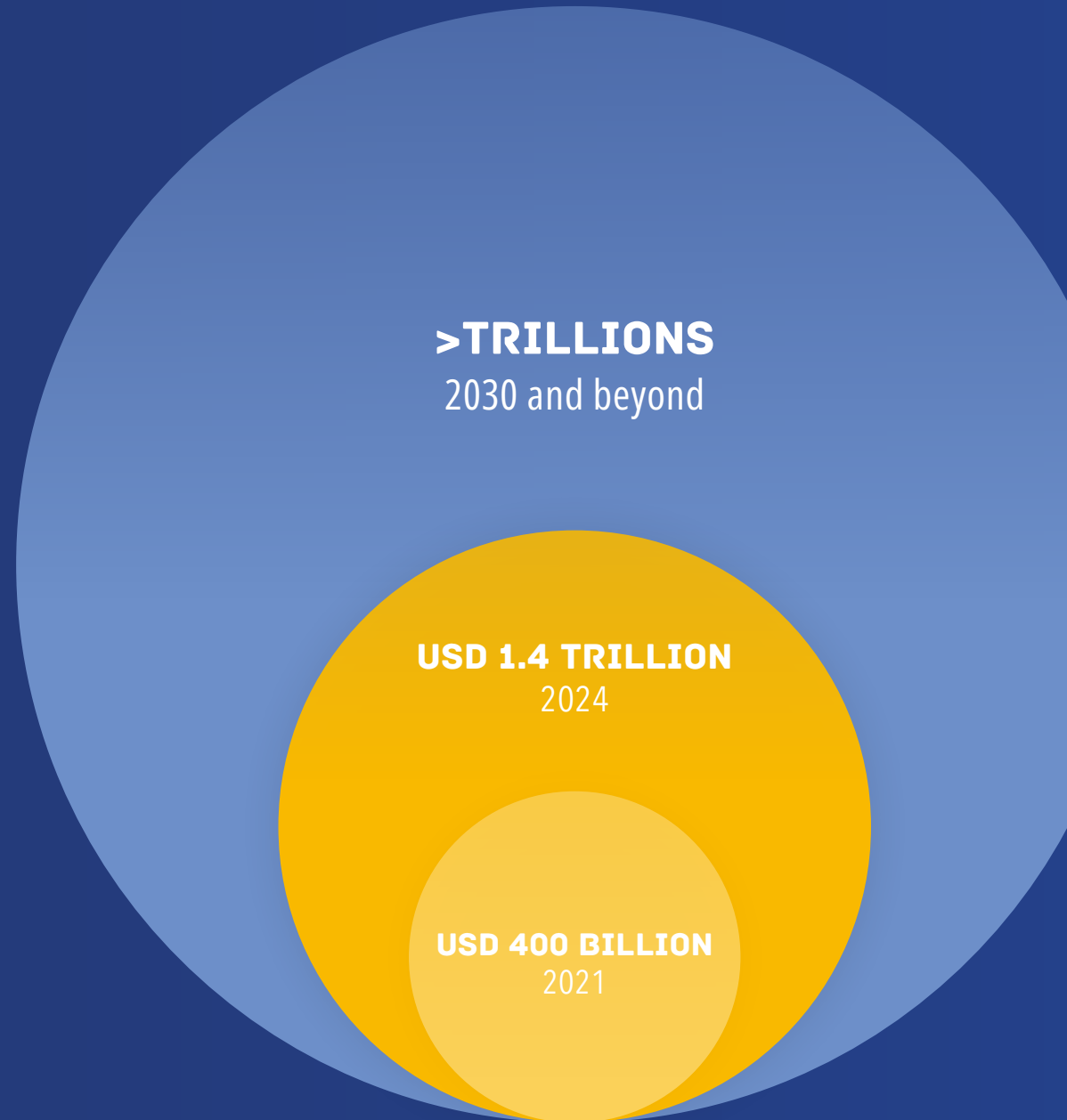
# KEY MESSAGES

## Financial commitments through Energy Compacts demonstrate increased ambition towards SDG7

The total finance committed through the Energy Compacts has grown from USD 400 billion in 2021 to USD 1.4 trillion in 2024. This figure, committed to be deployed by 2030, represents pledges by Member States and the private sector.

However, as per the latest Tracking SDG7 Report<sup>(1)</sup>, more support is required for energy access and energy transition initiatives in underinvested and underserved countries through a range of financing instruments.






**Note:** This encompasses figures reported through the Energy Compacts Progress Surveys, as well as intentions to update existing Energy Compacts.



## Overview of Energy Compact commitments

Commitments from the Energy Compacts network demonstrate a significant push toward achieving SDG7, with accelerated ambition in expanding electricity access, boosting renewable energy deployment, and improving energy efficiency. These commitments are not only closing the energy access gap but are also contributing to broader global goals, including enhancing health services (SDG 3), creating green jobs (SDG 8), and promoting sustainable urban development (SDG 11).

This growing momentum highlights the critical role of coordinated actions across sectors and regions in accelerating the global energy transition and fostering sustainable development.

MEMBER STATES AND PRIVATE SECTOR	
 FINANCE AND INVESTMENT (USD)	1.4 TRILLION
 ENHANCED ELECTRICITY ACCESS (people)	697 MILLION
 ENHANCED CLEAN COOKING ACCESS (people)	331 MILLION
 CLEAN ENERGY CAPACITY TO BE DEPLOYED (TW)	1.2 TW
 ENERGY SAVINGS TO BE ACHIEVED (TWH)	60 TWH

**SDG 3**  
**100 MILLION**  
 ACCESS TO QUALITY HEALTH SERVICE (people)

**SDG 8**  
**2.9 MILLION**  
 NEW GREEN JOBS (people)

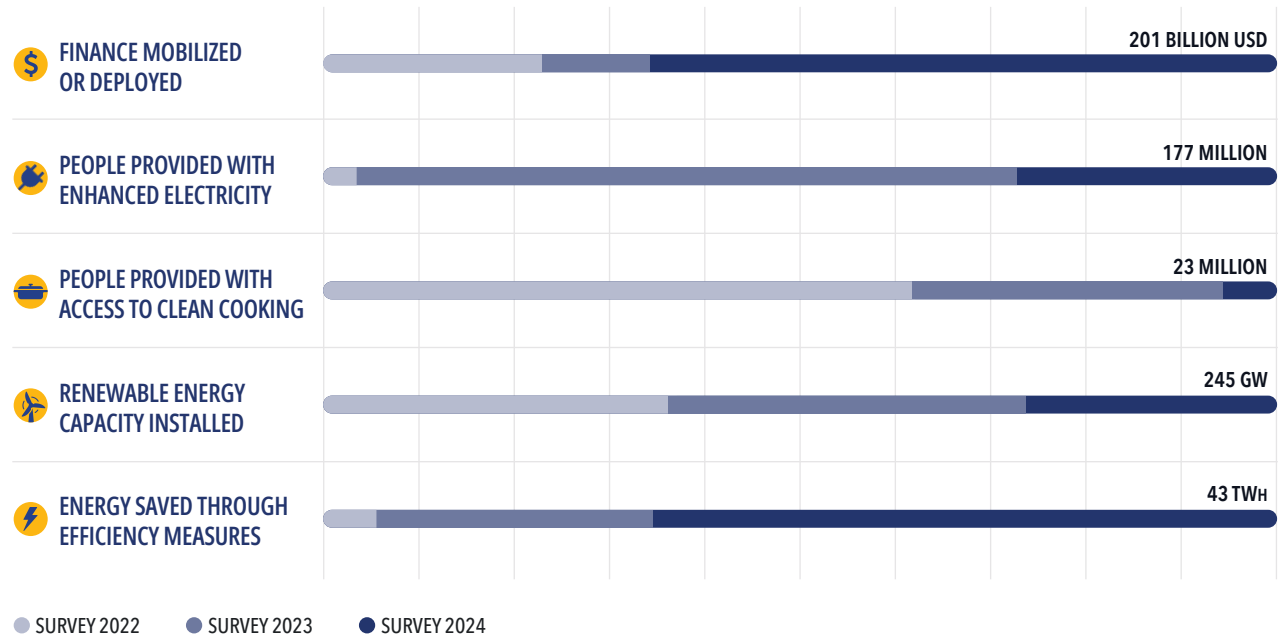
**SDG 11**  
**153,668**  
 ELECTRIC VEHICLES (number)

**SDG 11**  
**6.5 MILLION**  
 ELECTRIC CHARGING STATIONS (number)



## Energy Compacts show progress but need acceleration

The Energy Compacts Progress Survey indicates encouraging developments, particularly in finance mobilization and energy savings, as well as significant strides made in electricity access, now reaching 177 million people. However, progress in clean cooking access remains slower, currently at 23 million people, which underscores the need for intensified efforts to accelerate growth in this area. These findings align with global trends highlighted in the 2024 Tracking SDG7 Report, which calls for urgent action to meet the universal energy access targets by 2030, particularly in the areas of clean cooking and renewable energy adoption<sup>[1]</sup>



## Energy Compacts show impact on other SDGs

The Energy Compact network also demonstrated impact on other SDGs, notably SDG3, with 5,842 health facilities having improved electricity impacting 14 million people with improved health access; SDG8, with over 2.5 million green jobs created and 166,045 people receiving green jobs training; and SDG17, with 919 agreements signed and 2,565 events conducted.




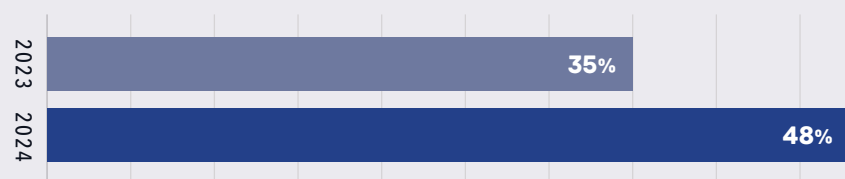
Graph represents identified linkages to SDGs based on responses to Energy Compacts Progress Surveys 2023 and 2024. Indicated values represent the number of proponents with reported action towards the SDG.

## Energy Compacts promote increased engagement, transparency and accountability

The third edition of the Energy Compacts Annual Progress reporting cycle has seen an upward trend in reporting as compared to previous years, suggesting a more formalized reporting process with a growing number of proponents voluntarily sharing their data, thereby enhancing transparency in the collective effort towards achieving SDG7.

Additionally, 42 percent of proponents have indicated their willingness to update their existing commitments, demonstrating alignment with evolving goals. Since last year, 31 new or updated Energy Compacts and expressions of interest have been submitted.

### SURVEY COMPLETION RATE





## Signatories reported progress towards carbon-free energy

For the first time since its launch in 2021, the signatories of the 24/7 Carbon-Free Energy Compact were asked to report against their progress. Through a tailored survey sent to over 150 signatories, 36 reported 459 TWh of carbon-free power enabled, with support services accounting for 59 percent of the total carbon-free power enabled.


As we advance our collaborative efforts to achieve global carbon-free energy goals, the active participation of a range of entities is becoming increasingly vital. The 24/7 Carbon-Free Energy Compact includes governments and private sector actors who share these collective principles.



Geographical spread of 24/7 CFE signatories



Carbon-free power enabled: 459 TWh





# TABLE OF CONTENTS

<b>1. Energy Compacts: Agent of Action</b>	1
<b>2. Commitments: Overview</b>	6
<b>3. Tracking Progress: Energy Compacts Progress Survey 2024</b>	12
<b>4. Spotlight: Case Studies</b>	32
<b>5. Join us: Call to Action</b>	38
<b>6. Addendum</b>	42

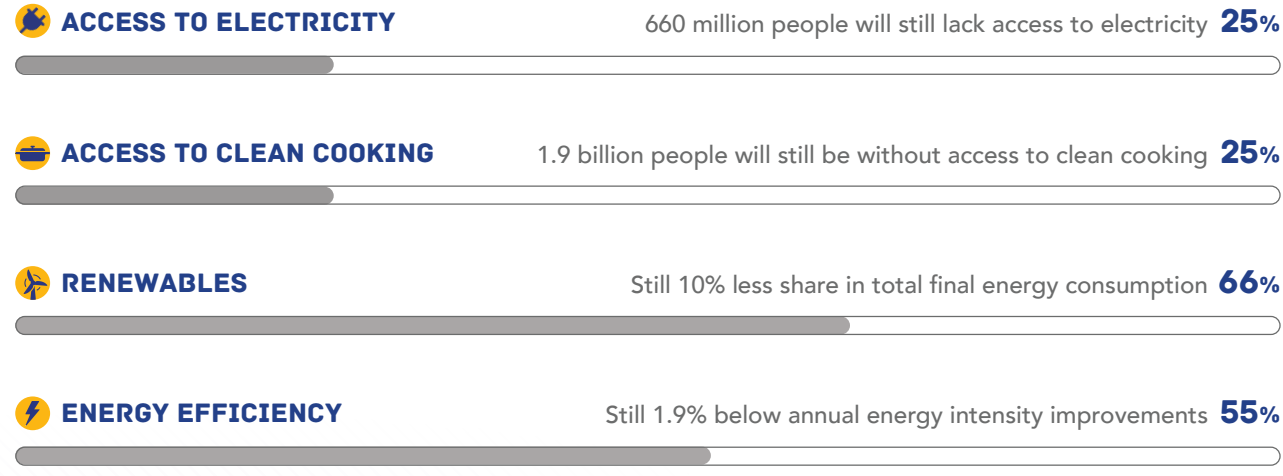


CHAPTER ONE

# ENERGY COMPACTS

Agent of Action

## SDG7 OUTLOOK FOR 2030



**ACHIEVING SDG7 BY 2030** **100%**

Achieving net zero by 2050 and staying within 1.5°C requires achieving or surpassing SDG7<sup>[2]</sup>. However, projections on current 2030 trends show that SDG7 metrics are far off-track<sup>[3]</sup>.








Shifting trajectories to a net zero aligned pathway requires sharply scaling-up ambition towards SDG7, including additional investments of USD 23-48 trillion between 2021-2030\*<sup>[3]</sup>

**Notes:** \*Based on projections from 2021-2030. A value range has been provided to correspond with multiple estimates reported.



## ABOUT ENERGY COMPACTS

Energy Compacts have been identified as a High-Impact Initiative in support of the **Secretary-General’s call to action**<sup>[4,5]</sup>. The Energy Compacts have the potential to support:

-  500 million more people gain **ACCESS TO ELECTRICITY BY 2025**
-  1 billion more people gain **ACCESS TO CLEAN COOKING** solutions by 2025
-  100% increase in **MODERN RENEWABLES CAPACITY** globally by 2025
-  Tripling of **ANNUAL INVESTMENT** in renewable energy and energy efficiency globally
-  A complete **PHASE-OUT OF COAL** by 2030 in OECD countries and 2040 elsewhere
-  **END LICENSING OR FUNDING** of new oil and gas; stop the expansion of existing oil and gas reserves
-  **THE SHIFTING OF SUBSIDIES** from fossil fuels to renewables and to a just energy transition

**To achieve a just and equitable energy transition that ensures every person, everywhere can live a dignified and productive life on a healthy planet:**

### WHAT:

Voluntary commitments to advance SDG7 covering energy access and efficiency, clean cooking, a just energy transition, and finance and investment.

### WHO:

All stakeholders in the global movements on SDG7 including, but not limited to, governments, international organizations, business, civil society, youth, and academia.

### HOW:

Aligning with existing commitments such as Nationally Determined Contributions and net-zero plans covering ambitious actions, policies, finance and investment on SDG7.

### WHY:

To provide an inclusive umbrella to support stakeholders and track progress in meeting SDG7 and net-zero targets.

## ENERGY COMPACTS AND NATIONALLY DETERMINED CONTRIBUTIONS

---

**As Member States prepare to submit the 3rd generation of NDCs, ensuring more ambitious energy commitments in alignment with SDG7 is critical. Nationally Determined Contributions (NDCs) are a cornerstone of the Paris Agreement, outlining each country's plan to address climate change through mitigation and adaptation strategies.**

Sustainable Energy for All and UNDP co-hosted a webinar as part of the series organized by the NDC Partnership, to showcase innovative strategies for enhancing energy commitments within NDCs and provide practical solutions for achieving SDG7 and a net-zero energy transition. The webinar provided an overview of the Energy Compact<sup>[6]</sup> process and alignment with UNDP's Climate Promise<sup>[7]</sup> to highlight how these efforts can bolster overall climate ambition by integrating energy commitments into revised NDCs.

Ensuring policy coherence across NDCs, Energy Compacts, and national development plans is crucial, as energy is a key enabler of other SDGs, including health, food systems, education, and sustainable cities. Recognizing these interconnections is essential, along with aligning with cross-cutting issues such as gender, human rights, and social inclusion, to effectively accelerate the clean energy transition.



## GUIDING PRINCIPLES

---

Following the release of the 6<sup>th</sup> Assessment Report by IPCC<sup>[8]</sup> and the High-Level Expert Group's recommendations for Non-State Actors<sup>[9]</sup>, the guiding principles of Energy Compacts have been revised and strengthened to offer increased alignment with the urgency of action required. The methods of evaluating new Compacts have also been updated to reflect these changes.



By expressing interest to submit an Energy Compact, proponents commit to align with the following guiding principles:



Strengthen and/or add accelerated actions towards the implementation of SDG7 to result in higher cumulative impact compared to existing pathways



Broaden the geographical scope and sectoral coverage, ensuring SDG7 actions have coherence and alignment with the implementation of other SDGs and national development plans



Commit to measures that are technically sound and verifiable with specific performance indicators, baselines, targets and data sources to be captured via periodic updates



Ensure alignment with the Nationally Determined Contributions, and long-term net-zero emissions strategies



Aspire to consider socio-economic impacts while aligning with net-zero pathways in line with limiting global warming to 1.5°C with no or limited overshoot

CHAPTER TWO

# COMMITMENTS

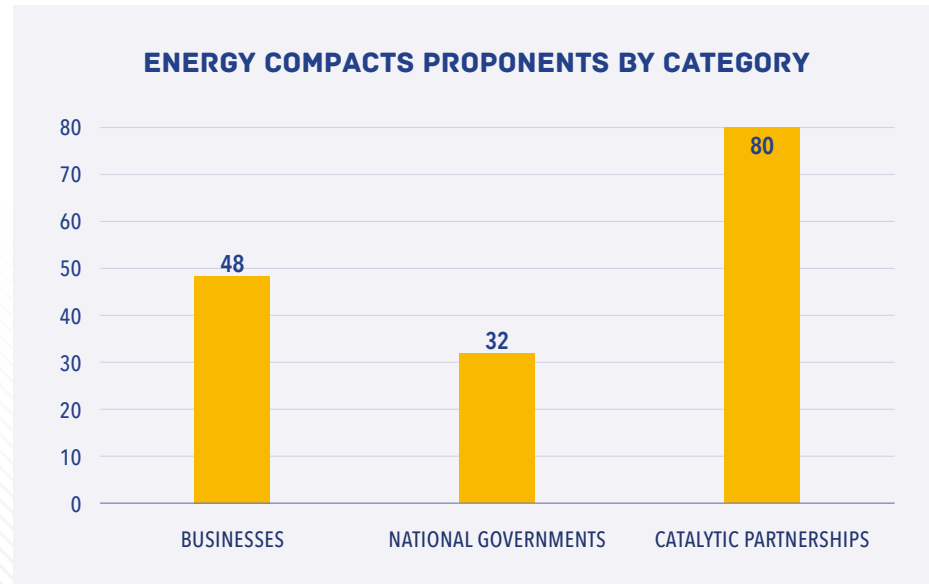
Overview

# PROPONENT OVERVIEW

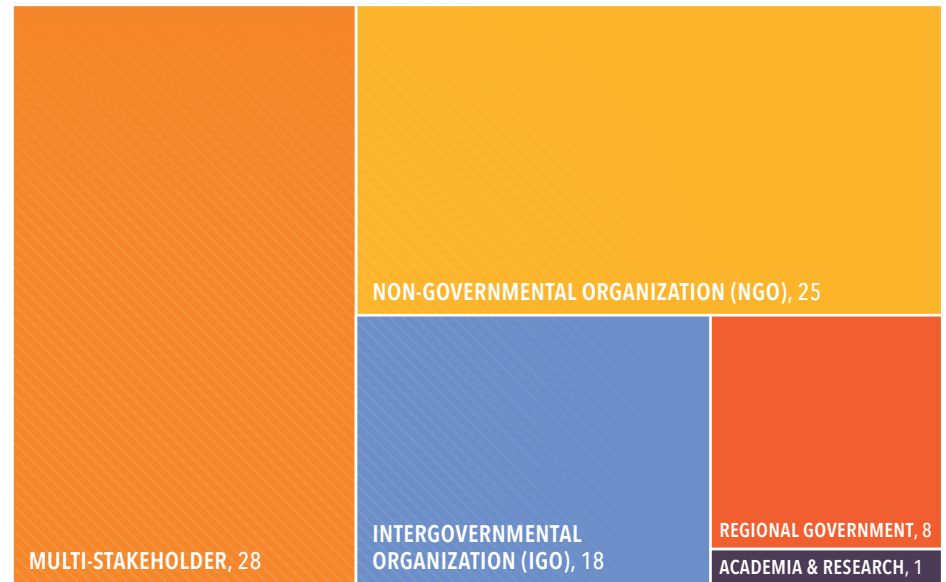
Since the launch in 2021, **209 proponents** have made commitments towards the Energy Compacts process, with 160 Energy Compacts submissions and 49 expressions of interest. Among these, 80 are catalytic partnerships driving significant impact.

**49**  
EXPRESSIONS OF INTEREST

**30**  
INDIVIDUAL MEMBER STATES



## ENERGY COMPACTS – CATALYTIC PARTNERSHIPS



- Non-Governmental Organization (NGO), 25
- Multi-stakeholder, 28
- Intergovernmental Organization (IGO), 18
- Regional Government, 8
- Academia & Research, 1






Notes: \*As of 21 August 2024.






Energy Compact proponents are involved in a broad spectrum of efforts, from forming government-wide coalitions to supporting grassroots entrepreneurship. In the private sector, their influence spans various fields, such as energy, technology, transportation, healthcare, finance, and agriculture.

## OVERVIEW OF ENERGY COMPACT COMMITMENTS

	MEMBER STATES	PRIVATE SECTOR
 <b>FINANCE AND INVESTMENT</b> (USD)	<b>837</b> BILLION	<b>583</b> BILLION
 <b>ENHANCED ELECTRICITY ACCESS</b> (people)	<b>418</b> MILLION	<b>279</b> MILLION
 <b>ENHANCED CLEAN COOKING ACCESS</b> (people)	<b>315</b> MILLION	<b>16</b> MILLION
 <b>CLEAN ENERGY CAPACITY TO BE DEPLOYED</b> (GW)	<b>532</b>	<b>657</b>
 <b>ENERGY SAVINGS TO BE ACHIEVED</b> (TWh)	<b>60</b>	–

 <b>CATALYTIC PARTNERSHIPS</b> (Leveraged outcomes)	<b>&gt;2.5</b> BILLION	<b>&gt;1.5</b> TRILLION
	ENHANCED ENERGY ACCESS (people)	FINANCE AND INVESTMENT (USD)



**Notes:** Based on simple aggregation. See methodological note.

## METHODOLOGICAL NOTE: COMPACT COMMITMENTS OVERVIEW

**Alongside collating reported data from responses through the Energy Compacts Progress Survey 2024, a stock-take of existing commitments was conducted which was aggregated along with new commitments received, resulting in revised estimates.**

Energy Compact commitments represent ambition by a diverse range of stakeholders encompassing actions that span varying timeframes. Consequently, the total sums serve as an indicative reference of commitments as it is a simple aggregation exercise that does not rigorously validate the avoidance of double counting across stakeholders. Nonetheless, efforts have been made to ensure fair and accurate representation of existing ambitions. This includes catalytic partnerships comprised of proponents other than those who fall under the categories of governments or private sector (business). By listing these separately, we recognize the pivotal role these partnerships play in advancing efforts towards achieving SDG7. Furthermore, commitments made by

governments and the private sector that are induced, leveraged, or at a broad-based sectoral level have been incorporated into what is termed as ‘leveraged outcomes’.

Lastly, it is important to note that the aggregation exclusively considers commitments that are slated for realization by 2030. Enhanced electricity access includes both new and improved electricity connections. Therefore, the aggregated numbers may exceed stated values for the energy access gap.



# RECENT COMMITMENTS

## NEW ENERGY COMPACTS

## REVISED ENERGY COMPACTS

	
---	---

**i** The full list of Energy Compact commitments can be found on the registry<sup>[10]</sup>





**CHAPTER THREE**

# TRACKING PROGRESS

Energy Compacts Progress Survey 2024

## SURVEY 2024 PROCESS

The Energy Compact Progress Survey 2024 was conducted from April to July 2024. Building on lessons and feedback from previous years, the process included several enhancements, focusing on improving the standardized format, simplifying user interaction, and improving data aggregation.

An individually customized Excel-based survey was sent out to each Energy Compact proponent, featuring 18 parameters against which progress could be reported. Comprehensive support, including virtual workshops and video tutorials, was offered to proponents to ensure an improved response rate. Proponents were asked to report cumulative progress from the start of their Energy Compact submission, which helped streamline data collection, enabling consistent tracking of actions against commitments.

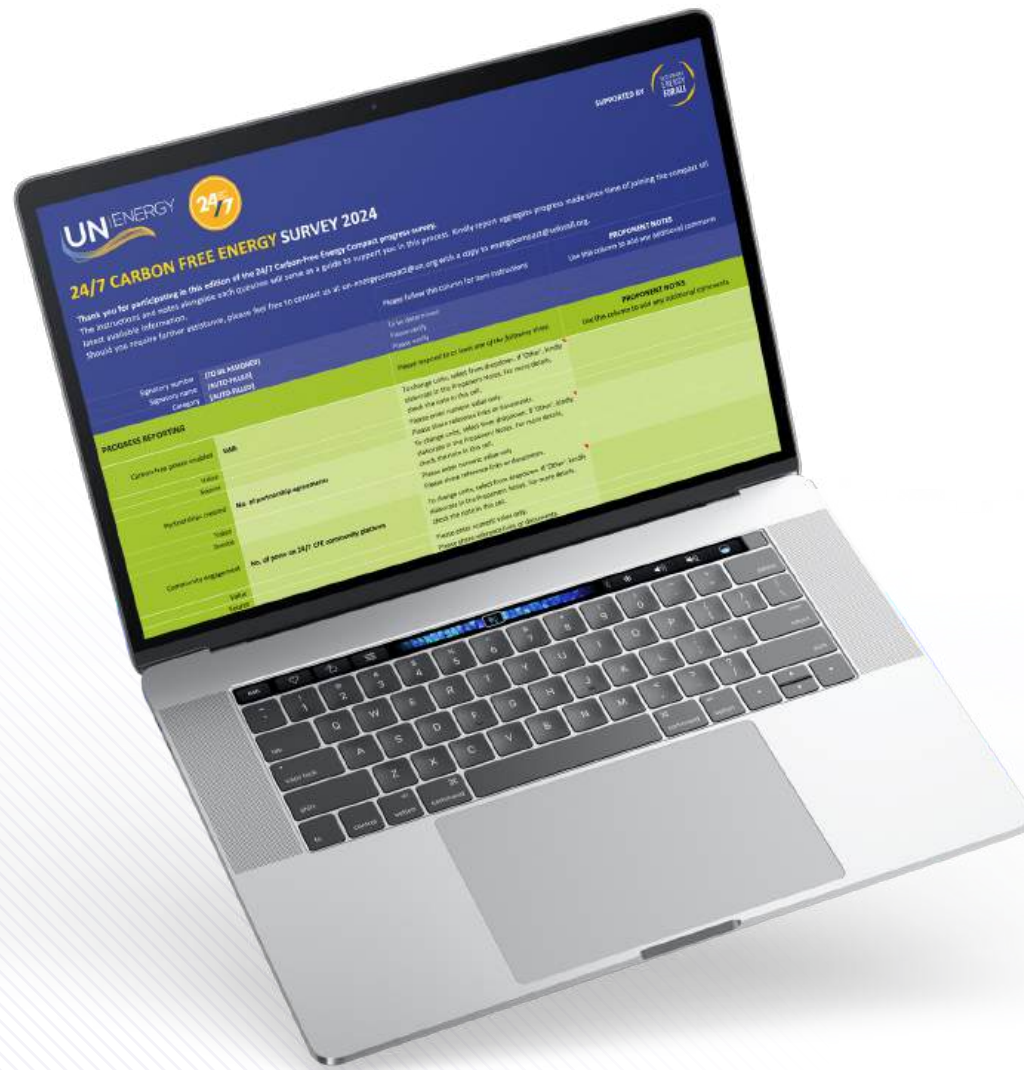
The screenshot shows the '24/7 CARBON FREE ENERGY SURVEY 2024' web form. It includes a header with the UN Energy logo and a 'SUPPORTED BY' logo for 'ENERGY COMPACTS FOR ALL'. The main content area contains instructions and a table with columns for 'Please follow this column for item instructions' and 'PROponent NOTES'. The table has rows for 'Signatory number', 'Signatory name', 'Category', and 'PROGRESS REPORTING'. The 'PROGRESS REPORTING' row is highlighted in green and includes a 'Carbon Free energy used' field with a dropdown menu.

	Please follow this column for item instructions	PROponent NOTES
Signatory number	(TO BE ASSIGNED) To be determined	Use this column to add any additional comments
Signatory name	(AUTO-FILLED) Please verify	
Category	(AUTO-FILLED) Please verify	
<b>PROGRESS REPORTING</b>	<b>Please respond to at least one of the following three:</b>	<b>PROponent NOTES</b>
Carbon Free energy used	LWA To change units, select from dropdown. If 'Other', kindly elaborate in the Proponent Notes. For more details	Use this column to add any additional comments

Screenshot: Energy Compacts Progress Survey 2024

The screenshot shows a virtual workshop session. The main window displays an Excel spreadsheet with a yellow background and columns for 'Earnings', 'Feedback', 'Expert advice', and 'Support offers'. The spreadsheet contains text prompts for participants to provide feedback and support. On the right side, there is a video call interface with a grid of participant icons and a video feed of a facilitator.

Screenshot: Energy Compacts Progress Survey 2024 Workshop



## For the first time, the Energy Compact Progress Survey 2024 featured a component dedicated for signatories of the 24/7 Carbon-Free Energy (CFE) Compact.

Building on the structure and format of the general survey, it assessed three key metrics: carbon-free power enabled, partnerships created, and community engagement. Carbon-free power enabled was intended to capture a wide range of activities through which the signatories created impact, including power generation, procurement, monitoring, certification or offering other services towards 24/7 CFE. The other two metrics showcased the community in action and involvement with the 24/7 CFE Community Platform.

A dedicated workshop was held to support the signatories in completing the Excel-based survey document. Participants reported on their cumulative progress since joining the Compact.

This 24/7 CFE Progress Survey 2024 represents the first steps in moving from principle-based agreements towards setting quantitative targets.

## SURVEY 2024 RESPONSE

The 2024 Energy Compacts Progress Survey received 74 responses. Over the three survey cycles, 71 percent of proponents have reported against their progress at least once\*.

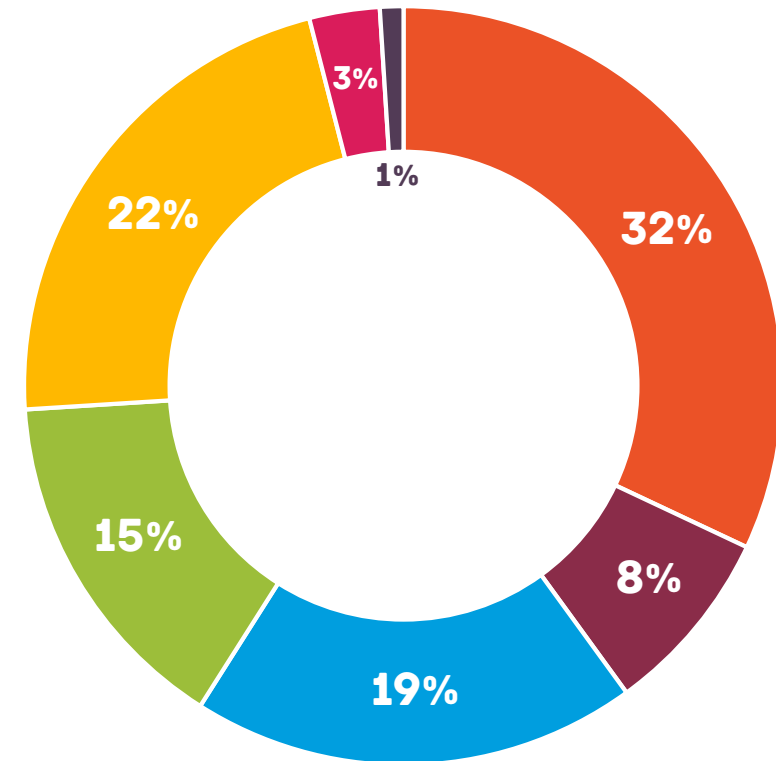
As with previous years, this year saw balanced representation across various proponent types, with the private sector showing the most activity. Participation spanned all major regions and economic profiles, providing a representative overview of progress on Energy Compact commitments.

This year's survey was further streamlined based on insights and feedback from previous years, resulting in an 11 percent increase in the response rate as compared to last year.

# 42%

SHARE OF RESPONDENTS INTERESTED IN REVISING THEIR ENERGY COMPACTS

### SURVEY 2024 RESPONSE BY PROPONENT TYPE



- Academia & Research, 1%
- Business, 32%
- Intergovernmental Organization (IGO), 8%
- Multi-stakeholder, 19%
- National Government, 15%
- Non-Government Organization (NGO), 22%
- Regional Government, 3%

\*See Energy Compacts Progress Survey Proponent List



## ENERGY COMPACTS PROGRESS SURVEY PROPONENT LIST

24/7 Carbon-free Energy ●●	Bharti Airtel Limited ●●	Social Development Bank (BNDES) ●	Global Bioenergy Partnership (GBEP) ●●
ACCESS Coalition ●	Bolivia ●	Electrochaea ●	Global Environmental and Climate Conservation Initiative (GECCI) ●●●
Acciona Energia ●●●	BPP-TECH ●	En+ Group ●●●	Global Off-Grid Lighting Association (GOGLA) ●●●
Adani Green Energy Limited ●●	Brazil ●●	Enel ●●●	Global Offshore Wind Energy Compact & IRENA ●●
Adani Transmission Limited ●	C40 ●●●	Energising Agri-food Systems with Renewable Energy ●	Global Renewables Alliance ●
AES Brazil ●	Chile ●	Eni S.p.A. ●●●	Global Wind Energy Council (GWEC) ●
African Network for Solar Energy (ANSOLE) ●●	Clean Cooking Alliance ●●●	e-swissolar AG ●	Google ●●
African Renewable Energy Initiative, IRENA ●	Climate Vulnerable Forum (CVF) ●	Ethiopia ●	Graded S.p.A. ●●
Aid Africa ●	Colombia ●	Ethiopia – Ethiopian Rural Energy and Development and Promotion Center (EREDPC) ●	Haldor Topsoe ●
Alliance for Rural Electrification (ARE) ●	Cool Coalition ●	European Bank for Reconstruction and Development (EBRD) ●●●	Health Facility Electrification ●●
Association for Supporting the SDGs for the UN (ASD) ●	Copenhagen Infrastructure Partners ●	European Commission and International Energy Agency (IEA) ●	Honduras ●
Ather Energy ●	CPFL Energia ●	European Commission and International Renewable Energy Agency (IRENA) ●	HUSK Power Systems ●●
Avangrid ●●●	Denmark ●	Finger Lakes Energy Compact ●	Iberdrola ●
Ayodhya City, India ●	D-REC Initiative ●●	Fortescue Future Industries ●	IBM ●
Basque Country, Spain - Hydrogen ●	EarthSpark International ●●	Gender and Energy ●●●	Iceland ●
Basque Country, Spain - Prosumer Energy Communities ●	Economic and Social Commission for Asia and the Pacific (ESCAP) ●●	Germany ●	ICLEI - Local Governments for Sustainability ●●●
Bee'ah ●●●	EDP ●●●		India ●●
	EKOenergy ●●●		
	Electrobas & Brazilian Economic and		

● Reported 2024 ● Reported 2023 ● Reported 2022 ● Not reported

**Note:** The number of reports indicated does not necessarily reflect years without reporting, as proponents joined at different times between 2021 and 2024.

India - Ministry of Railways ●	Mauritius ●●
Indonesia ●	Microsoft ●●
Integrated Urban Energy Systems ●	Montgomery County, United States ●
International Atomic Energy Agency (IAEA) ●●	Nauru ●
International Renewable Energy Agency (IRENA) ●	Neoenergia ●
International Renewable Energy Agency (IRENA) and Sustainable Energy for All (SEforALL) ●	Nepal ●
International Solar Alliance (ISA) ●	Netherlands ●●●
Italy ●	New Town Kolkata, India ●
ITC Limited ●	Nigeria ●
Japan ●	No New Coal ●●●
JK Cement ●●●	NTPC ●●
Johnson Controls ●●	NYBL ●●●
JSW Cement ●	Ørsted ●
JSW Energy ●●	Panama ●●
Kenya ●	Pimpri Chinchwad, India ●
Kube Energy ●●	Portugal ●
Lebanon ●	Powerledger ●●●
Let There Be Light International ●●●	Raízen ●
Madagascar ●	ReEnergy Africa ●
Malawi ●●●	REN21 ●
Mana Pacific ●	ReNew ●●●
MARCOGAZ ●●	Renewable Energy for Peacekeeping ●
	Renewable Energy University League of Japan ●●●

● Reported 2024 ● Reported 2023 ● Reported 2022 ● Not reported

**Note:** The number of reports indicated does not necessarily reflect years without reporting, as proponents joined at different times between 2021 and 2024.



Renewables in Latin America and the Caribbean (RELAC) ●●●	Under Privileged Advancement by Youth ●●●
Rockefeller Foundation ●●	UN-Energy ●
Rwanda ●●	United Arab Emirates ●●
RWE ●	United Kingdom ●●●
Santiago Energy Compact ●●●	United Nations Development Programme (UNDP) ●
Sardinia Electrification ●●●	United Nations Human Settlements Programme (UN-Habitat) ●
Scaling up geothermal heating and cooling globally ●	United Nations Industrial Development Organization (UNIDO) ●●●
Schneider Electric ●	United Nations Industrial Development Organization (UNIDO) - Hydrogen ●
SDG7 Youth Constituency ●●	United States ●●●
Shell ●●	Vale ●●●
Shimokawa Town, Japan ●	World Bank ●
SIDS Lighthouses Initiative ●	World Meteorological Organization (WMO) - Climate Energy Services Toolkit ●●●
Sierra Leone ●	World Meteorological Organization (WMO) - Integrated Global Greenhouse Gas Information System ●●
Solar Health Uganda ●●	YOUNGO Energy Working Group ●
Student Energy ●●●	Youth and Energy ●
Sustainable Energy for All (SEforALL) ●●	Youth for Energy Southeast Asia ●
Sustainable Water and Energy Solutions Network ●●	Youth Sustainable Development Network ●
Switch Electric ●	Zambia ●
Taiyo Juiken & Institute for Global Environmental Strategies (IGES) ●	Zipolopolo Cookstove Solutions ●●
TotalEnergies ●●	
Toyama City, Japan ●	

● Reported 2024 ● Reported 2023 ● Reported 2022 ● Not reported

**Note:** The number of reports indicated does not necessarily reflect years without reporting, as proponents joined at different times between 2021 and 2024.



## METHODOLOGICAL NOTE: TRACKING PROGRESS

**The Energy Compact Progress Survey 2024 requested proponents to report aggregated values from the time of submission of the Compact to the latest available information. Therefore, data from those who reported in 2022 or 2023 but not in 2024 have also been considered in order to arrive at cumulative progress since 2021. Due to this approach, there are asymmetries in the latest available information.**

The estimated progress metrics from the survey serve as an indicative reference against overall Energy Compact commitments as it is a simple aggregation exercise that does not rigorously validate the avoidance of double counting across stakeholders.

The units selected for the progress metrics are shaped by global targets, including SDG7. However, proponents had the option to report on alternative units, and, in some instances, simple assumptions were used in conversion to the uniform unit. For example, when proponents reported access goals in terms of households served, the value was multiplied with average household size to estimate the total number of people served.


The financial figures in this report reflect the amounts that proponents have confirmed to deploy or mobilize. These figures are based on voluntary submissions and represent commitments made up to the time of reporting. Please note that actual deployment may differ, and these figures do not necessarily represent actual expenditures at the time of reporting. Additionally, we do not claim this data to be representative of the entire sector; it pertains solely to the data reported by the proponents of the Energy Compacts Action Network.

In instances where survey responses reflected broad-based or sectoral outcomes, they were categorized as leveraged action and reported separately. This was applicable to electricity and clean cooking access, installed renewable energy capacity, energy efficiency, and energy finance.

### DISCLAIMER:

Nothing contained in this report should be intended as definitive or comprehensive guidance. This report is based on voluntary surveys, and the information provided is a summary and may be subject to change. It was obtained from what we believe to be reliable sources following voluntary disclosures. However, its accuracy and completeness cannot be guaranteed.

UN-Energy and its associated entities or representatives do not assume responsibility for any errors or omissions that may be present.

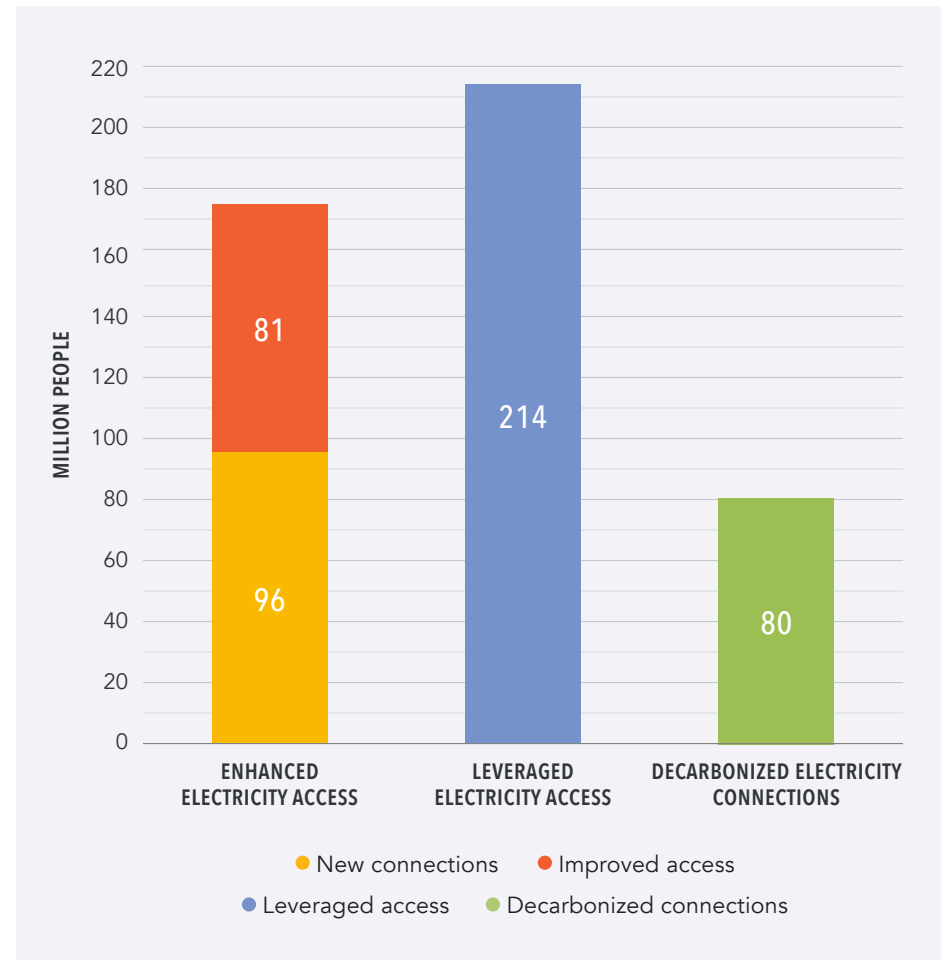


## ELECTRICITY ACCESS (SDG7.1.1)

**Proponents have cumulatively enhanced electricity access for 177 million people by providing new and improved electricity connections since the Energy Compacts have been in action.**

This demonstrates a remarkable increase of 48 million people compared to the last year's reporting. Additionally, electricity access was leveraged to an estimated 214 million, with 80 million people receiving decarbonized electricity. In total, 31 proponents reported against this metric.

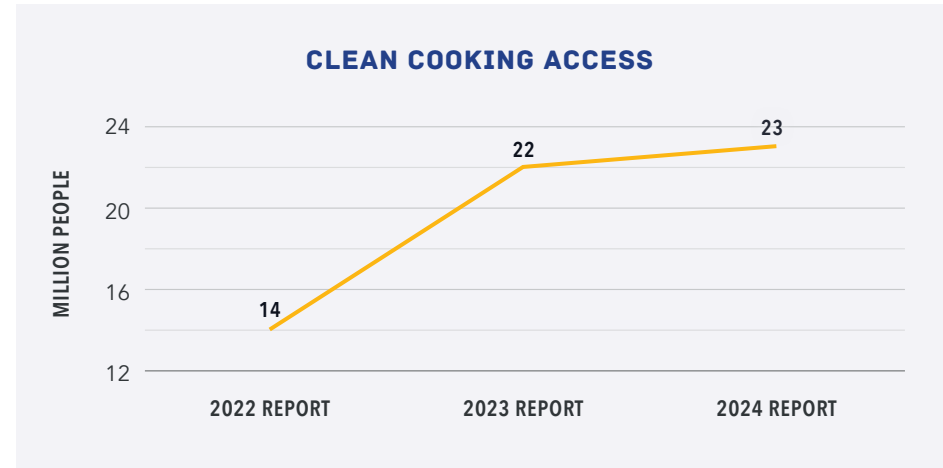
A key reason for this increase is new reporting from major private sector companies, and the detailed reporting from Member States, particularly regarding projects in Africa. While this indicates significant progress, ambitions must be scaled up to additionally provide electricity access to 66 million new people each year<sup>31</sup>.



## CLEAN COOKING ACCESS (SDG7.1.2)

Proponents have cumulatively enhanced clean cooking access for 23 million people since the Energy Compacts have been in action. This represents a 4.5 percent increase from last year's report, with 15 proponents reporting against this metric. Through leveraging action, an additional 4 million people received clean cooking access.

Compared to last year's progress reporting, which showed a significant increase in clean cooking access, this year's lower progress may be due to challenges in reporting by the Member States. The scale of action needs to be dramatically increased, particularly in sub-Saharan Africa, where an estimated 20 million new people without access to clean cooking solutions are added each year<sup>[3]</sup>.



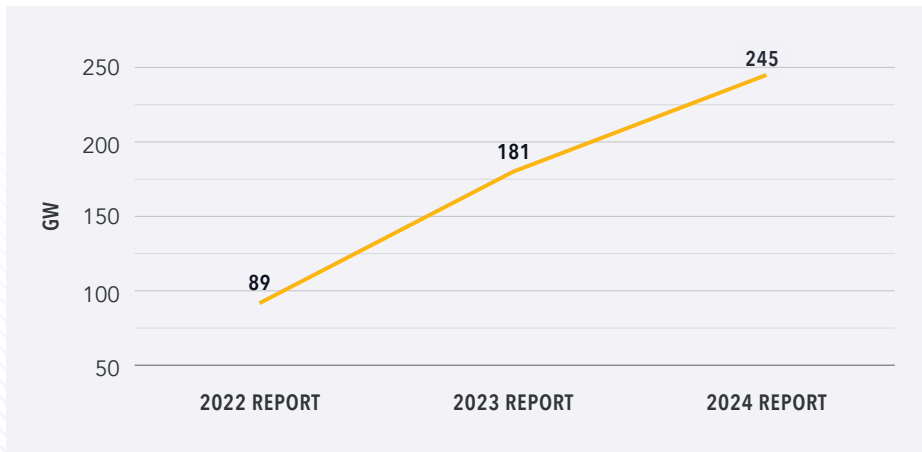
**7** AFFORDABLE AND  
CLEAN ENERGY



## INCREASING SHARE OF RENEWABLES (SDG7.2)

Aggregated installed renewable energy capacity more than doubled from 89 GW to 245 GW across 2021-2024. In all, 51 proponents have reported against new installed renewable energy capacity metrics.

The overall action covered all regions around the world, driven by Member States and the private sector. An additional 135 GW of renewable energy capacity was leveraged by the proponents.



**451,000**  
METRIC TONNES GREEN HYDROGEN  
CAPACITY INSTALLED



## ENERGY SAVINGS (SDG7.3)

Collectively, the Energy Compact proponents have saved 43.3 TWh through energy efficiency improvements, a nearly three-fold increase from the 2023 survey. Additionally, 5.1 TWh of energy savings were reported as leveraged. In total, 28 proponents reported against this metric.

This progress is attributed to a range of energy-saving methods deployed, including retrofitting electronics, upgrading cooling systems, smart cities initiatives, improving manufacturing practices, demand-side management, and the use of digital analytics and artificial intelligence solutions across different sectors and regions.

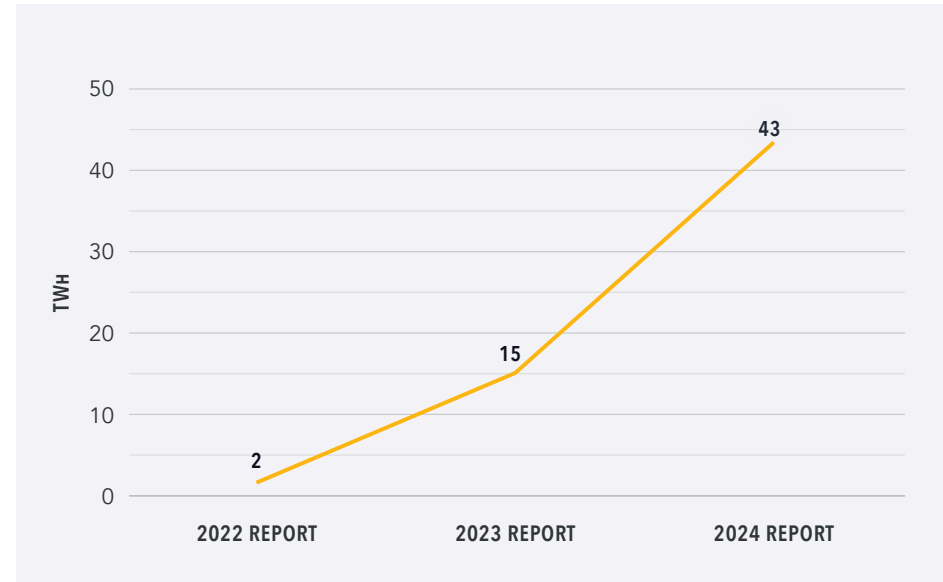
To align with the net-zero 2050 target, energy efficiency measures must exceed the targets set under SDG7<sup>[2]</sup>. Achieving this will require sustained ambition and dramatically scaled-up action.



Consider making your own energy efficiency pledge by joining [Mission Efficiency<sup>\[1\]</sup>](#) or submitting your own Energy Compact<sup>[12]</sup>.

[LEARN MORE](#)

7 AFFORDABLE AND CLEAN ENERGY



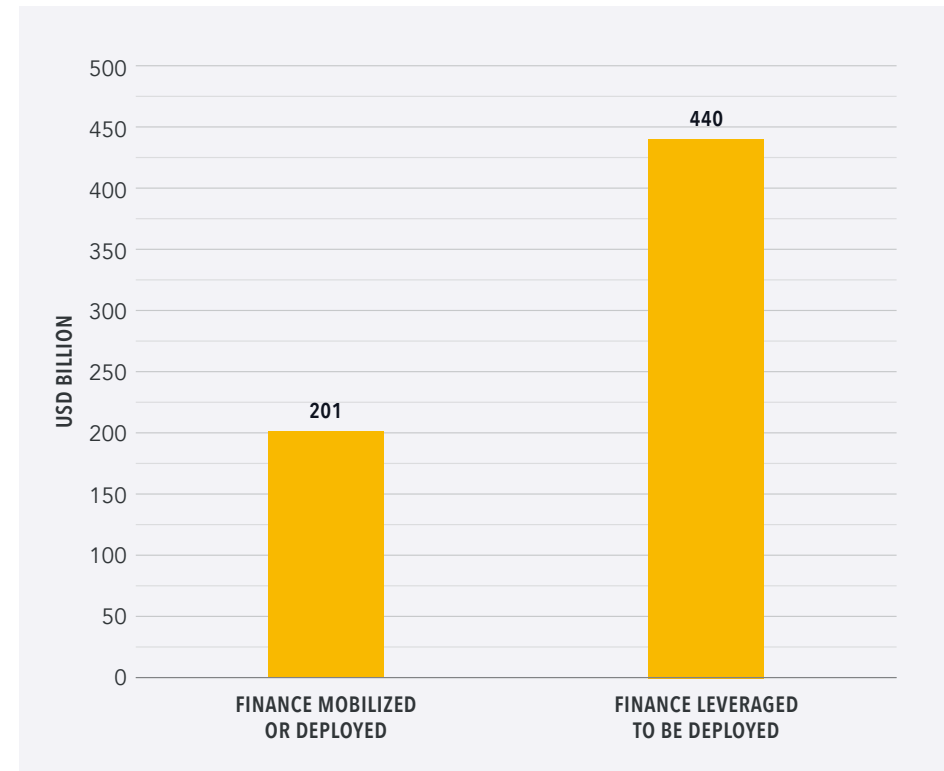


## CLEAN FINANCE (SDG7 ENABLER)

Over 2021-2024, Energy Compact proponents have mobilized or deployed USD 201 billion, representing almost a three-fold increase from the 2023 survey. This finance is directly linked to stated actions and outcomes, with an additional USD 440 billion leveraged. With 65 proponents reporting against this metric, it is the most frequent means of action towards SDG7 among Energy Compact proponents.

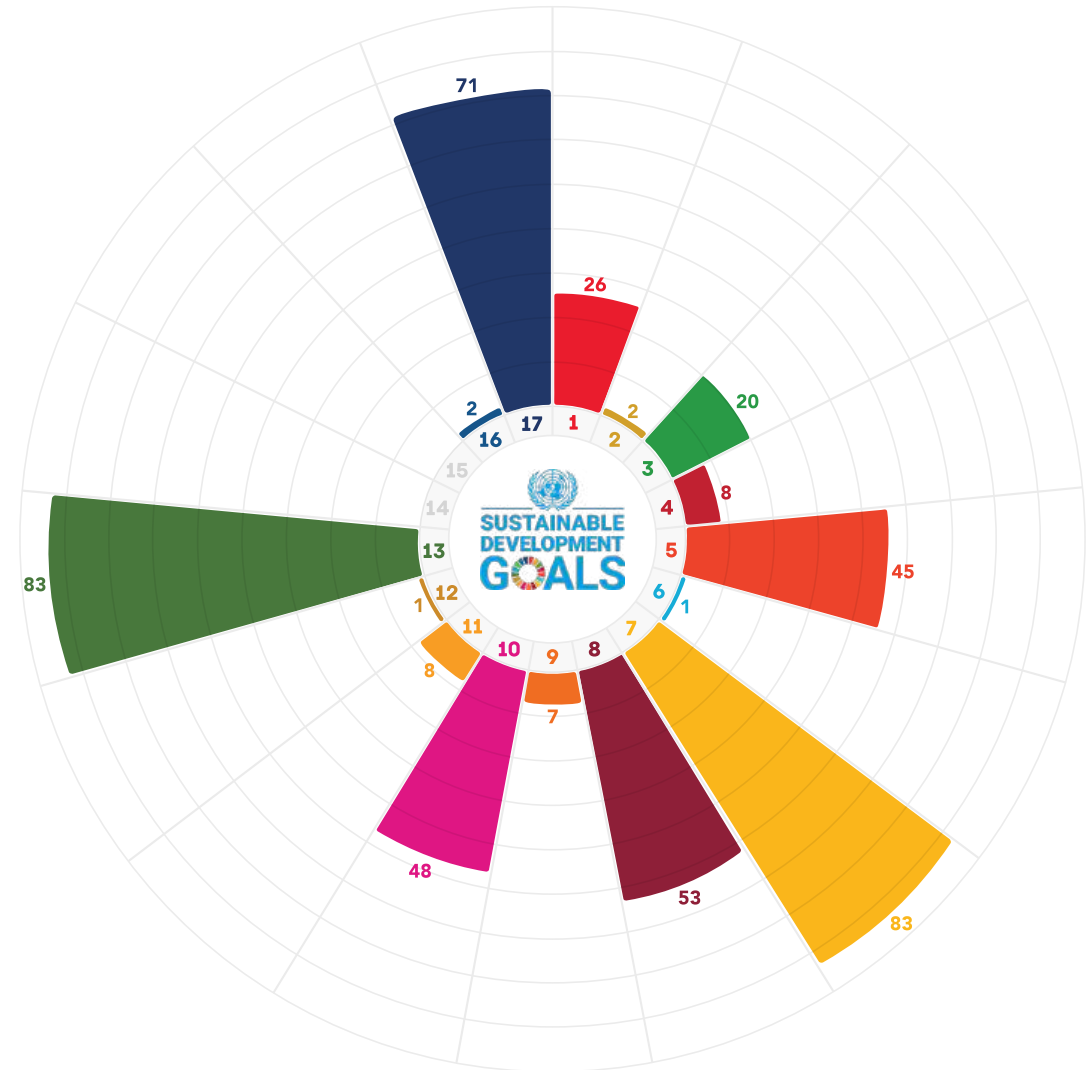
The business sector remains a key contributor to deploying clean finance, accounting for over 68 percent of the reported mobilized amount in the 2024 survey. Despite challenges in assessing investments by benefactor type, the majority of contributions can be determined to go towards installing new renewable power generation. This highlights a clear need to scale finance towards increasing energy access.

At a global level, energy finance must rapidly grow to average between USD 2.3 to 4.7 trillion in deployments per year<sup>[3]</sup>. More targeted investment is required for countries in the Global South in order to achieve their SDG7 and net-zero ambitions.



## LINKAGES TO OTHER SDGs

Recognizing the intrinsic link between SDG7 and other SDGs, Energy Compact proponents also reported against their impact on related outcomes:



Graph represents identified linkages to SDGs based on responses to Energy Compacts Progress Surveys 2023 and 2024. Indicated values represent the number of proponents with reported action towards the SDG.

## LINKAGES TO OTHER SDGs (SDG 5)

In the 2024 survey, participants were once again asked to evaluate their Energy Compact’s performance on gender inclusion using a 1-4 scale, a metric originally developed by the Gender and Energy Compact coordinators, including Energia, the Global Women’s Network for the Energy Transition (GWNET), and the UN Industrial Development Organization (UNIDO).

This year has seen significant progress, with 68 percent of respondents now reporting that their initiatives are either Gender Transformative or Responsive, a notable increase from 50 percent previously. Meanwhile, the proportion of Energy Compacts identifying their work as Gender Neutral\* has decreased sharply, from 42 percent in 2023 to just 19 percent this year.

\*See Annex for definitions



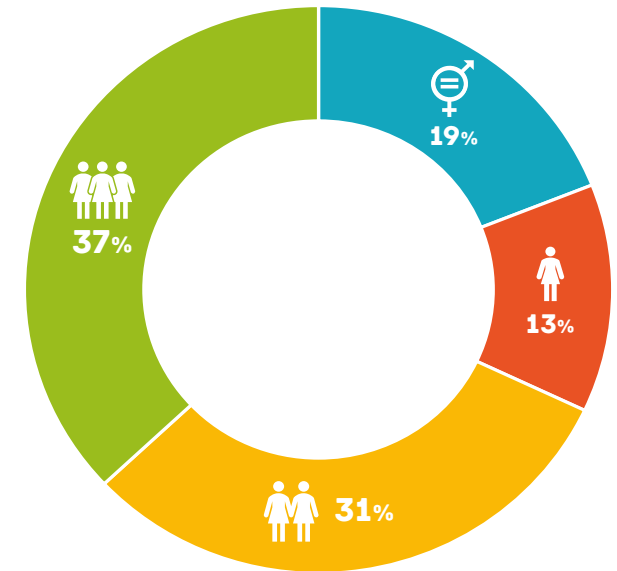
### Gender and Energy

This Compact was launched as a key bridge between SDG7 and SDG5, with the aim to catalyze action towards gender equality and women’s empowerment to accelerate a just, inclusive, and sustainable energy transition<sup>[13]</sup>. As of August 2024, the Compact has participated in/organized 28 events, and there are 91 signatories.

[LEARN MORE & JOIN THE COMPACT →](#)

**19,128 (46%)**  
DEDICATED JOBS FOR WOMEN AMONG SIGNATORIES OF THE GENDER AND ENERGY COMPACT

**43,219 (37%)**  
WOMEN RECEIVED GREEN JOBS TRAINING AMONG SIGNATORIES OF THE GENDER AND ENERGY COMPACT



- GENDER NEUTRAL
- GENDER AWARE
- GENDER RESPONSIVE
- GENDER TRANSFORMATIVE

## LINKAGES TO OTHER SDGs (SDG 11)

To further support the increase in renewable energy capacity, 9 proponents reported installing 327,618 EV charging infrastructures, nearly a two-fold increase compared to what was reported in 2023. Additionally, 2,768,152 electric vehicles were added to the roads.

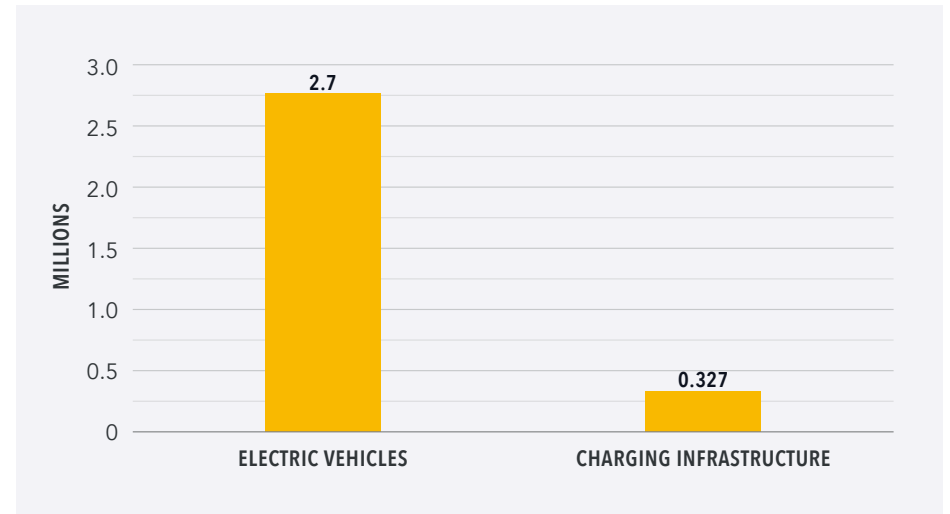
This expanded focus is critical as the energy transition moves beyond the electricity sector and aims to decarbonize transport and industries as well, illustrating the linkages between SDGs 7 & 11.

**2.7 MILLION**

ELECTRIC VEHICLES ADDED

**327,618**

ELECTRIC VEHICLE CHARGING  
INFRASTRUCTURES INSTALLED



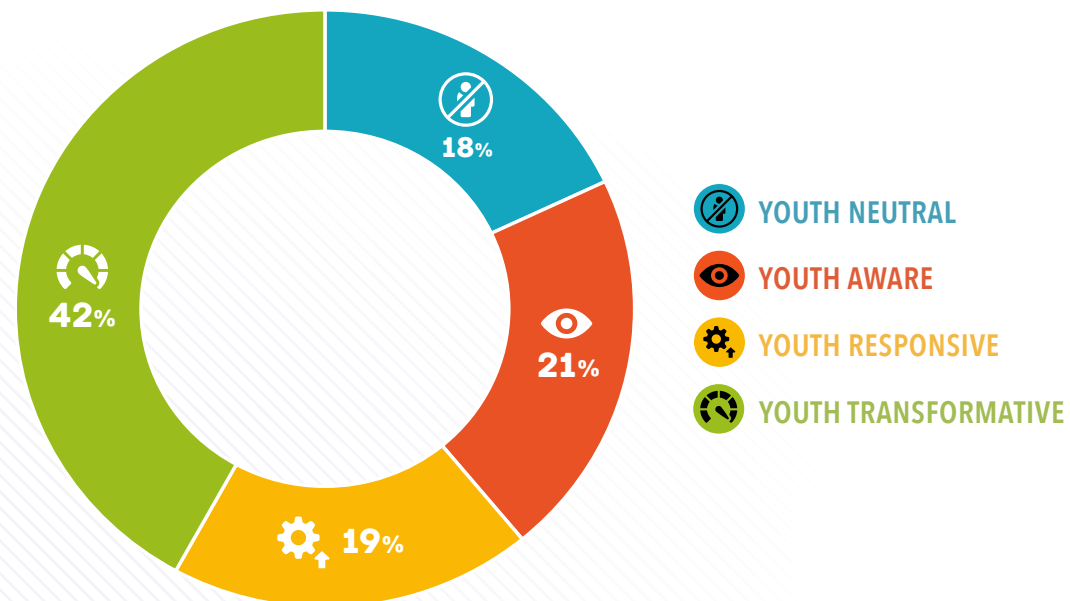
**11** SUSTAINABLE CITIES  
AND COMMUNITIES



## INTRODUCING YOUTH INDICATOR

Our 2024 survey introduced a youth-focused indicator to assess how well Energy Compacts are engaging young people.

The results are promising: 61 percent of respondents are actively addressing youth needs, with 42 percent declaring the highest level of Youth Transformative engagement. 18 percent of Compacts remain Youth Neutral\*, indicating room for improvement. This data underscores the growing recognition of youth as vital contributors to the energy transition.



\*See Annex for definitions

In addition, there are six youth-centered Energy Compacts that help youth and at the same time drive achievement of the SDG7. Consider joining some of them:

- [SDG7 Youth Constituency](#)
- [Student Energy](#)
- [YOUNGO Energy Working Group](#)
- [Youth for Energy South-East Asia \(Y4E-SEA\)](#)
- [Youth Sustainable Development Network \(YSDN\)](#)
- [Call to Action to Champion Youth Mainstreaming in Energy](#)

**26,000+**

PEOPLE WITH ENHANCED ELECTRICITY ACCESS

**5,000+**

PEOPLE PROVIDED WITH GREEN JOBS TRAINING

**27 MILLION**

USD MOBILIZED

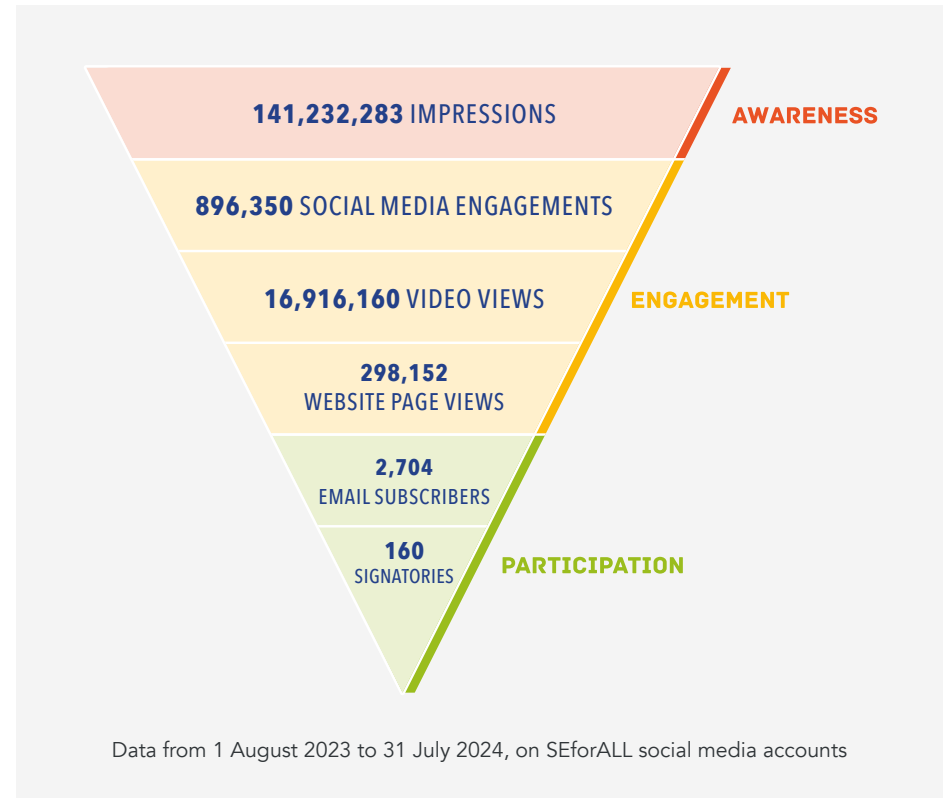
## 24/7 CARBON-FREE ENERGY COMPACT

The 24/7 Carbon-Free Energy (CFE) Compact is an ambitious global effort to accelerate the decarbonization of the world’s electricity systems to mitigate climate change, to enable organizations to meet their full electricity demand with carbon-free resources and ensure access to clean and affordable electricity for all, in line with SDG7<sup>[14]</sup>.

Since the last report<sup>[15]</sup>, 28 new signatories have joined the Compact, bringing the total to 160. These signatories are driving policy reforms and inspiring partners to achieve 100 percent carbon-free electricity - every hour, every day, everywhere.

### HOW TO JOIN →

LIST OF SIGNATORIES	
ENERGY BUYERS, ADVISORS AND SUPPLIERS:	49
INVESTORS AND FINANCIAL ORGANIZATIONS:	6
SYSTEM OPERATORS, ASSOCIATIONS & OTHERS:	19
TECHNOLOGY SOLUTIONS PROVIDERS:	64
GOVERNMENTS, IOs, ACADEMIC INSTITUTIONS, NGOs:	22



**15**  
WORKSHOPS

**11**  
HIGH-LEVEL SIDE EVENTS

## 24/7 CFE 2024 PROGRESS SURVEY

**36** SIGNATORIES PARTICIPATED IN THE INAUGURAL SURVEY

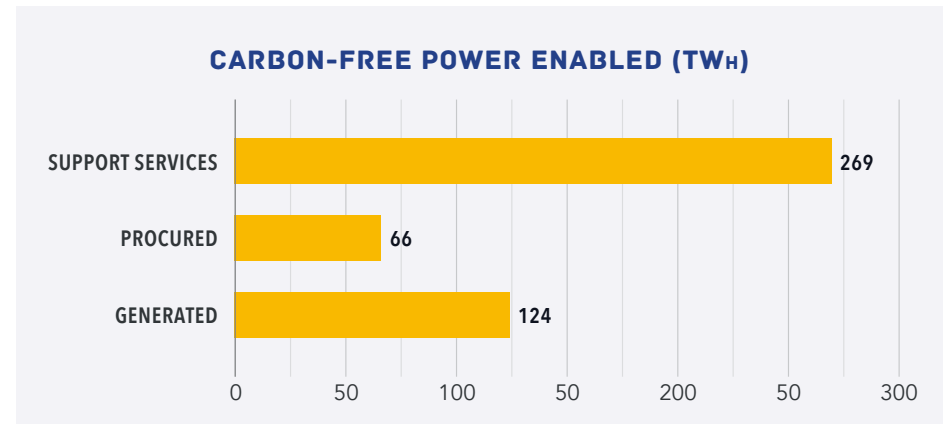
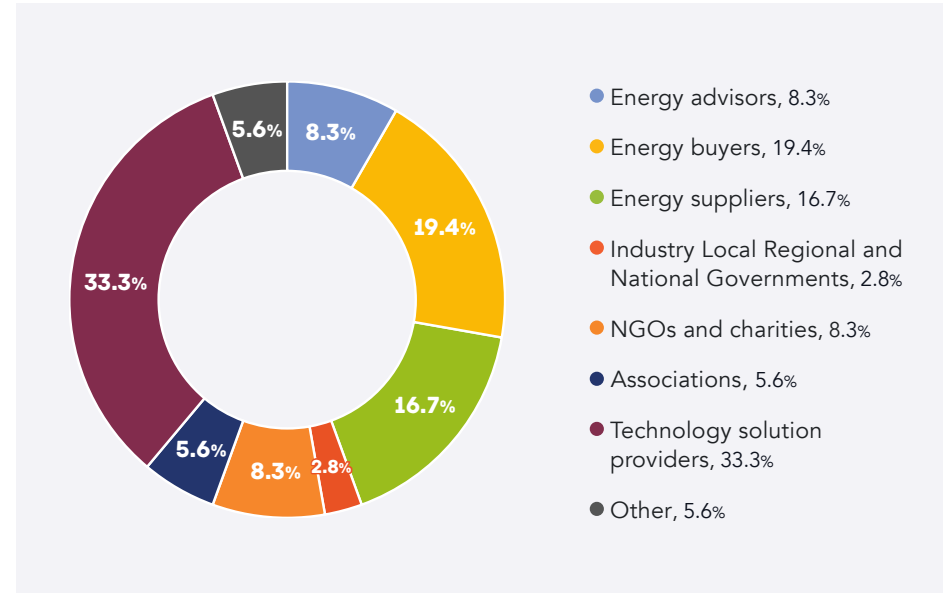
### CARBON-FREE POWER ENABLED

Energy buyers **procured** carbon-free for their operations. These entities obtained energy directly from producers, via power purchase agreements (PPAs), or from retail energy providers.

Energy **generated** refers to the amount of energy produced from various carbon-free energy sources, such as solar, wind, hydropower, biomass, geothermal and nuclear.

**Support services** include entities which provide Energy Attribution Certificates, offer capacity building, deliver design services for renewable energy technologies, facilitate partnerships between generators and buyers, and match generation and consumption.

The total for carbon free power enabled is 459 TWh, with support services accounting or 59 percent of the carbon-free power enabled.



**In addition to carbon-free power enabled, signatories reported on their progress towards coalition building and community engagement.**

**Partnership agreements** are defined by hourly matching RECs agreements, collaboration on high-impact corporate sourcing, signed partnership agreements, and commitment signups.

**MOUs signed** include signed contracts around design of renewable energy technologies and power purchase agreements (PPAs), whereas **signatories to a coalition** are defined by members joining like-minded associations.

A total of 353 coalitions have been built since the start of the Energy Compact in 2021.

The 24/7 CFE Compact has a **community platform** where signatories interact with each other, sharing opportunities and news. The community engagements metric includes those interactions as well as posts shared on web channels including X, LinkedIn and other online platforms.

COALITION BUILDING	
PARTNERSHIP AGREEMENTS	178
MOUs SIGNED	56
SIGNATORIES TO A COALITION	119

**159** COMMUNITY ENGAGEMENTS





CHAPTER FOUR

# SPOTLIGHT

Case studies

## SPOTLIGHT

# HUSK POWER SYSTEMS: 5,000 COMMUNITY SOLAR GRIDS BY 2030



Husk Power Systems is an energy provider established in 2008 to serve rural communities across South Asia and Sub-Saharan Africa. The company's mission is to provide decentralized, reliable electricity by installing mini-grids that utilize a mix of sustainable energy sources, including solar and waste biomass.

Husk Power delivers a low-cost, net-zero pathway to modern electricity for off-grid and weak grid communities. Centered on its community solar mini-grids, the company addresses the rural energy economy by:

- ✓ delivering 100% renewable electricity to businesses, households, health clinics and schools in off-grid and weak grid communities;
- ✓ financing the sale of energy efficient appliances for improved livelihoods;
- ✓ offering energy services that drive local economic growth such as e-mobility leasing, agro-processing hubs, irrigation and cold chain;
- ✓ providing turnkey solar rooftop installation for rural commercial & industrial (C&I) customers.

[ACCESS THE FULL CASE STUDY →](#)

## PROGRESS WITH ENERGY COMPACTS:

Husk has surpassed 300 operational mini-grids and close to 1,000 km of transmission & distribution network, impacting 500,000 people, and serving more than 15,000 micro, small and medium-sized enterprises (MSMEs). It is also offsetting 15,000 tonnes of CO2 annually by displacing diesel generation.

When Husk achieves its Energy Compact goal of at least 5,000 community solar mini-grids by 2030, it will positively impact tens of millions of lives across the two most climate-vulnerable continents, Africa and Asia.

”

A decentralized and carbon-free energy system centered on mini-grids is the only energy system that makes sense for rural communities around the world that are unserved or underserved by centralized electricity grids. Economically, environmentally, socially: mini-grids can and will scale to end energy poverty for 500 million people and end the scourge of diesel generation.



**MANOJ SINHA**

CEO & Co-Founder, Husk Power Systems

## SPOTLIGHT

# MAURITIUS' BOLD PATH: ADVANCING RENEWABLE ENERGY AND EFFICIENCY BY 2030



While Mauritius emits 0.01% of global carbon dioxide emissions, the government is committed to holding its international commitment by reducing 40% of its GHG emissions by 2030. To this end, the Mauritius government signed onto an Energy Compacts commitment in 2021.

## THE GOVERNMENT RELEASED A RENEWABLE ENERGY ROADMAP 2030

The government released a Renewable Energy Roadmap 2030: for the electricity sector, charting the way to achieve 40% of renewables in the electricity mix by 2030. With a revised renewable energy target of 60% by 2030, the national institution is updating the roadmap to identify the most economic and feasible scenario to achieve the compact targets, including investigating the possibility of using hybrid renewable energy as base-load and other new sources of renewable energy such as waste-to-energy, offshore wind, wave and tidal.

The Energy Compact commitments will enable the country to increase its renewable energy share, aiming for a target of 60% by 2030, from the current level of 24%. 99.7 % of the Mauritius population is already connected to the electricity grid.

[ACCESS THE FULL CASE STUDY →](#)

## WHAT ACTIONS IS THE MAURITIUS GOVERNMENT TAKING FOR ON-THE-GROUND IMPLEMENTATION?

- The Energy Compact actions will improve the electricity supply service to consumers and the stability and performance of the distribution grid, through the installation of smart meters, ADMS, WAMS and AGC.
- The actions will further help Mauritius in increasing its share of renewables in the electricity mix. As such, dependency on non-renewable sources and GHG emissions will decrease, thus allowing Mauritius to contribute to potentially achieve carbon neutrality by 2070.
- In addition, the Government is also taking measures to improve electricity usage efficiency. Compact commitments include improving energy efficiency in the household sector by facilitating the penetration of energy efficient technology, reducing electricity peak demand and growth in demand by sensitizing consumers to select energy efficient technology, and raising awareness on energy efficiency.
- The compact action also focuses on improving grid stability and will enable the penetration of about 350 MW of renewables in the electricity supply system.

## SPOTLIGHT

# STUDENT ENERGY: EMPOWERING THE NEXT GENERATION FOR A SUSTAINABLE TOMORROW


 The logo for Student Energy, with 'STUDENT' in blue and 'ENERGY' in green.

Photo: Student Energy

**Student Energy's Energy Compact aims to collectively mobilize USD 150 million in funding to support early- and mid-stage youth-led clean energy projects of all kinds, in combination with providing targeted skill development, mentorship, and entrepreneurship training.**

By nurturing the potential of young innovators, the Energy Compact aims to accelerate the development and deployment of clean energy solutions globally, support job creation and skills development for more diverse groups of young people globally, and facilitate intergenerational collaboration to achieve SDG7 by 2030.

Within the first two years of launching its Energy Compact, Student Energy has unlocked USD 8 million in funding for clean energy education and entrepreneurship, supported the generation of 325 megawatts (MW) of additional renewable energy capacity, provided green jobs training to 2,716 youth, and delivered improved electricity access to 25,970 people.

[ACCESS THE FULL CASE STUDY →](#)

Engaging with and directly supporting young people to be a part of the energy transition will play a critical role, not only in achieving SDG7, but in ensuring that climate action proceeds at a pace that meets the challenge for decades to come. Building the energy system of the future will require not only technological advancements and financing, but also a supportive political landscape for bold climate and energy policies to be successful, a robust innovation ecosystem, and years of sustained commitment. This is why it is crucial that young people are supported to build their skills in a tangible way, early in their lives, with real resources, mentorship, and agency.

”

Empowering young energy leaders is not just the right thing to do, it is a truly transformative and necessary solution to the energy transition and climate crisis. Student Energy's UN Energy Compact is highly ambitious to meet the urgency of the challenge: equipping a global movement of young people with the tools to lead, mobilizing USD 150 million in resources to youth, and supporting 10,000 clean energy projects around the world.



**HELEN WATTS**

Executive Director, Student Energy

## SPOTLIGHT

# EKOENERGY: POWERING A SUSTAINABLE FUTURE

Installation and Commissioning of



Photo: EKOenergy

The global energy transition, while crucial, often faces challenges such as accessibility, environmental sustainability, and alignment with broader development goals. EKOenergy is a global non-profit dedicated to renewable energy, ensuring that the benefits of the energy transition reach people and communities who might be left behind.

EKOenergy addresses these challenges by providing an ecolabel that guarantees 100% tracked renewable energy with adherence to stringent sustainability criteria.

EKOenergy's ecolabel provides three key advantages:

- ✓ **RELIABLE RENEWABLE ENERGY:** Ensures 100% renewable energy with reliable tracking.
- ✓ **SUSTAINABILITY ASSURANCE:** Guarantees that energy comes from installations that meet EKOenergy's strict sustainability criteria. EKOenergy aims to always come from wind and solar installations outside key biodiversity areas, or from hydropower installations with functional fish passages.
- ✓ **SOCIAL IMPACT:** Contributes at least a minimum of €0.10 per megawatt-hour to fund renewable energy projects in underserved communities worldwide through their Climate Fund. This unique combination makes it easier for consumers, both small and large, to switch to renewable energy while amplifying the positive impact of their choices.

[ACCESS THE FULL CASE STUDY →](#)

## EKOENERGY GOALS:

- **TO MAKE RENEWABLE ENERGY ACCESSIBLE:** Develop a network of authorized sellers to supply EKOenergy-labeled energy worldwide.
- **ENHANCE COMMUNICATION:** Provide a concrete tool for consumers to engage in additional climate action.
- **PROMOTE COOPERATION:** Collaborate with energy companies, NGOs, and development organizations to expand the impact of renewable energy.

”

We notice that a growing number of companies and organizations refer to the UN Sustainable Development Goals in their strategies, but many struggle with the concrete implementation. That's where EKOenergy ecolabel comes in. We are a readily available tool for energy consumers to contribute to many of the Sustainable Development Goals.



**STEVEN VANHOLME**

Programme Manager, EKOenergy

## SPOTLIGHT

# NTPC: INTERNALIZING CORPORATE SDG MONITORING



Photo: NTPC

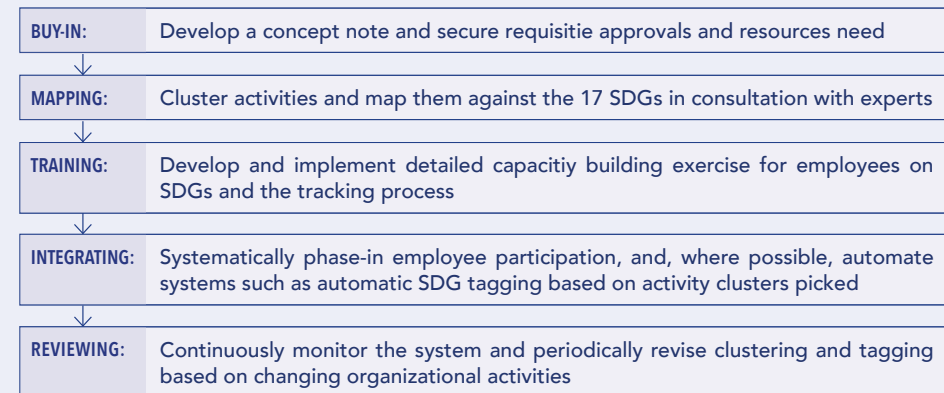
NTPC Ltd plays a unique role in India's energy system as the country's largest power generator and being a state-owned enterprise operating in an open market. The company is a key stakeholder balancing the energy trilemma of security, affordability and climate compatibility.

In recent years, it has emerged as a leader in championing SDG7, and under its Energy Compact, NTPC has pledged to install 60GW of renewable power by 2032. To further mainstream its climate action, NTPC has undertaken an ambitious initiative to internalize tracking SDGs in their operations, which was developed with the following objectives:

1. Track the operational activities, initiatives and investments against its impact on the 17 SDGs
2. Offer granular and highly integrated metrics for public disclosures
3. Increase awareness among employees about SDGs and role of individual actions towards sustainability of organization

Using an internal reporting tool, employees document and seek approval for planned initiatives, new ideas, decisions, and other critical operational activities. This process was well-integrated in their operational practices, resulting in activities being tagged to the most relevant SDGs.

The project implementation team identified over 1,000 day-to-day activities from the internal platform which were streamlined to activity clusters tagged against the 17 SDGs. The outcome was a robust assessment of NTPC's operations and its impact on the SDGs. The process followed is represented in Fig 1.



**FIGURE 1:** Process flow for internalizing corporate SDG monitoring by NTPC. Source: NTPC Ltd., 2024

[ACCESS THE FULL CASE STUDY →](#)

CHAPTER FIVE

# JOIN US

Call to action

## SUBMIT YOUR ENERGY COMPACT: FOLLOW THESE EASY STEPS

Energy Compacts are an inclusive process, open to all stakeholders including national governments, regions and cities, private sector companies, financial institutions, UN agencies and civil society organizations. Follow these steps to play your critical role towards SDG7 through the Energy Compacts process:

1

Download and complete the [Expression of Interest](#) form. Email your draft form for review to [energycompact@seforall.org](mailto:energycompact@seforall.org) and [un-energycompact@un.org](mailto:un-energycompact@un.org).

3

Once we receive your completed template, with all the required elements in line with the guiding principles, your Energy Compact will be formally registered and displayed on the Energy Compact registry and website.

5

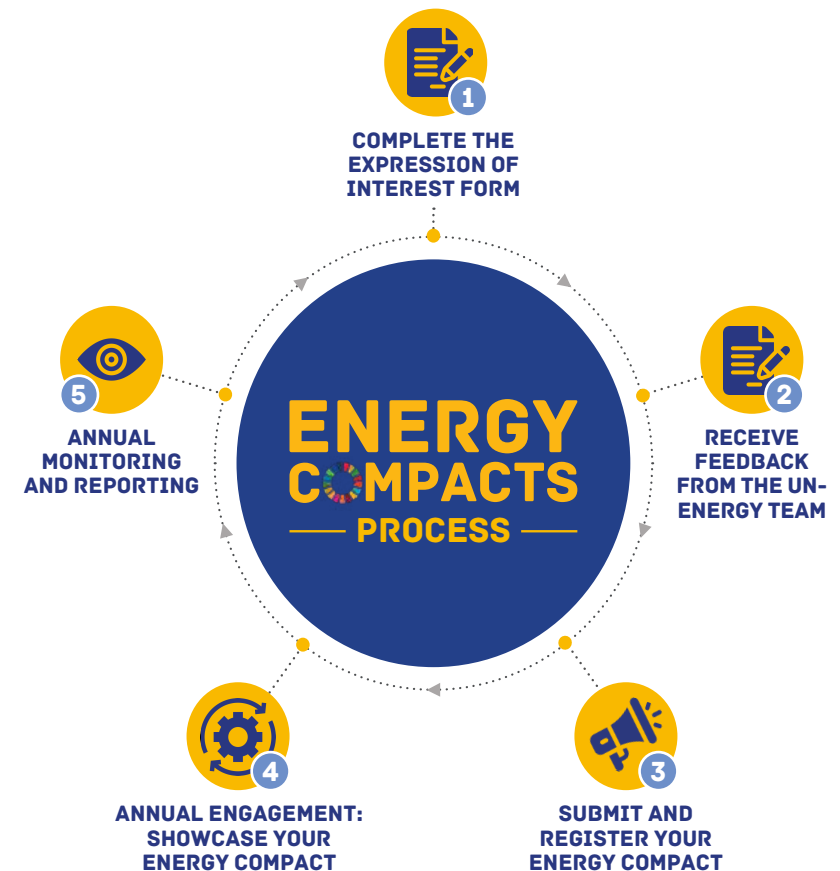
Share your progress via the Energy Compacts Annual Progress Survey. Highlight your key achievements to feature in the annual report and revise your Energy Compact.

2

The UN-Energy team will respond to you within 10 working days to provide a Energy Compact submission template and details regarding the next steps of the process.

4

Participate in various events organized as a part of the Energy Compact Action Network. Showcase your progress, discuss challenges and share solutions with fellow proponents.





## SHOWCASE YOUR COMMITMENT THROUGH ANNUAL ENGAGEMENT

---



### JOIN A WORKSHOP

UN-Energy periodically hosts workshops for prospective Energy Compact proponents to learn more about the process and how to best develop actions and commitments. If you would like to join or co-host a workshop for your constituency, please contact us at [energycompact@seforall.org](mailto:energycompact@seforall.org).



### ACCESS PRIME SPOTLIGHT AT GLOBAL FORA

Seize the opportunity to showcase your ambition and commitment in front of the world. Energy Compact signatories are regularly invited to participate as key speakers at prestigious global fora such as UNGA, COP, G20, SDG7 Action Forum and more on an annual basis.



### ENGAGE ON SOCIAL MEDIA

Sign up to receive regular news and [follow us on X](#) to stay informed on events and other updates. Energy Compact signatories are periodically highlighted on our digital channels and social media campaigns.

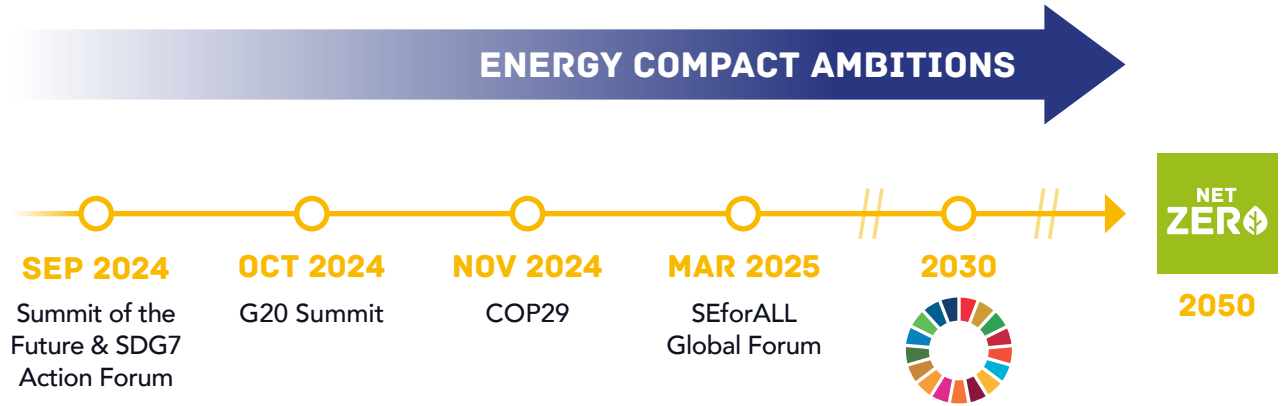


### RESEARCH AND PUBLICATIONS

As Energy Compact signatories, be invited to participate in Case Studies highlighting your commitments. Access and publish up-to-date research on UN-Energy website and channels.



# KEY EVENTS



CHAPTER SIX

# ADDENDUM

## ACKNOWLEDGMENTS

---

**This report has been produced by UN-Energy as part of the activities of the Energy Compact Action Network. UN-Energy is grateful for the support of all the Energy Compact proponents, especially the commitments and contributions of Member States, as well as private sector and finance institutions, civil society organizations and philanthropies, and all our partners who have demonstrated accelerated action towards achieving SDG7 and our collective global goals.**

We thank Sustainable Energy for All (SEforALL) for leading the compilation of this report, most notably, Vadym Naiko, Balasubramanian Viswanathan, Divya Kottadiel, Lilian Elizabeth Simiyu, Amir Bahr, Sakshi Chandra, Velma Mukhekhe Mukoro. In addition, we extend our thanks to the UN-DESA colleagues for reviewing the report and providing invaluable feedback. We also thank Neil Claydon for layout and design.



## ANNEX

---

**In the 2024 survey, proponents were requested to assess their Energy Compact on the gender and youth inclusion metrics on a scale of 1-4 using the definitions provided below.**

### **YOUTH AND ENERGY INDICATOR DEFINITIONS:**

1. **YOUTH NEUTRAL:** No explicit / intentional mention of youth or young people in the Energy Compact.
2. **YOUTH AWARE:** Youth Aware: Directly address issues faced by the youth, highlights the varied needs of young people within both the ambitions and the guiding principles.
3. **YOUTH RESPONSIVE:** Directly outlines actions to resolve the identified issues and needs of the youth, detailing specific youth-oriented objectives within the ambition along with an associated timeline.
4. **YOUTH TRANSFORMATIVE:** Defines a time-bound and measurable goal for the youth that supports their strategic interests, aligning with the action. This includes committing necessary funding and resources for implementation and recognizing youth as essential in ensuring accountability, enabling the tracking and reporting of progress. In addition to quantitative outcomes, qualitative metrics such as increased empowerment, enhanced awareness, skill development, connections with mentors, and heightened civic engagement should be measured. These can be evidenced through youth testimonials, stories of change, and the number of young individuals participating in and completing the program or initiative.

There is no universally agreed international definition of the youth age group. For statistical purposes, however, the United Nations - without prejudice to any other definitions made by Member States - defines 'youth' as those persons between the ages of 15 and 24 years<sup>[16]</sup>.

### **GENDER AND ENERGY INDICATOR DEFINITIONS:**

1. **GENDER NEUTRAL:** No explicit / intentional mention of gender or women in the Energy Compact
2. **GENDER AWARE:** Explicitly/ intentionally address a gender issue(s), & mentions differentiated energy needs of women and men in both the context for the ambition(s) and the guiding principles
3. **GENDER RESPONSIVE:** Explicitly/ intentionally describes gender actions to address the gender issues & needs identified in the context and specifies related gender targets in the ambition with related timeframe
4. **GENDER TRANSFORMATIVE:** Explicitly/ intentionally describes a time-based and measurable gender outcome(s) related to the gender action that contributes to women's strategic interest; allocates required finance and investments for the implementation of the action and includes gender as an accountability variable to monitor and report on the progress of the gender outcomes.

## REFERENCES

---

- 1 IEA, IRENA, UNSD, World Bank, & WHO. Tracking SDG7: The energy progress report 2024. 2024. Available from: <https://www.iea.org/reports/tracking-sdg7-the-energy-progress-report-2024>
- 2 IEA. Net zero by 2050. Paris: IEA; 2021. Available from: <https://www.iea.org/reports/net-zero-by-2050>
- 3 IEA, IRENA, UNSD, World Bank, WHO. Tracking SDG7: The energy progress report. Washington DC: World Bank; 2023. Available from: <https://trackingsdg7.esmap.org/downloads>
- 4 UN. UN Secretary-General issues new global roadmap to secure clean energy access for all by 2030 and net zero emissions by 2050 [Press release]. New York: UN; 3 November 2021. Available from: <https://www.un.org/en/hlde-2021/page/global-roadmap-press-release>
- 5 UN. Secretary-General calls on states to tackle climate change ‘time bomb’ through new solidarity pact, acceleration agenda, at launch of intergovernmental panel report [Press release]. 2023 Mar 20. Available from: <https://press.un.org/en/2023/sgsm21730.doc.htm>
- 6 UN-Energy. About Energy Compacts. Available from: <https://www.un.org/en/energycompacts/page/about>
- 7 UNDP. Climate Promise. Available from: <https://climatepromise.undp.org/>
- 8 IPCC. Synthesis report for the sixth assessment report. Intergovernmental Panel on Climate Change; 2023. Available from: <https://www.ipcc.ch/report/sixth-assessment-report-cycle/>
- 9 UN High-Level Expert Group. Integrity matters: Net zero commitments by businesses, financial institutions, cities and regions. United Nations; 2022. Available from: <https://www.un.org/en/climatechange/high-level-expert-group>
- 10 UN-Energy. Energy Compact Profiles. 2024. Last accessed: 23 August 2024. Available from: <https://www.un.org/en/energycompacts/page/registry>
- 11 Mission Efficiency. Call to Action. 2023. Available from: <https://missionefficiency.org/call-to-action>
- 12 UN-Energy. Energy Compacts Submission Guidelines. 2024. Available from: <https://www.un.org/en/energycompacts/page/submission-guidelines>
- 13 Gender and Energy Compact. Join the Gender and Energy Compact. 2024. Available from: <https://genderenergycompact.org/how-to-join/>
- 14 24/7 Carbon Free Energy. Case studies and reports. 2024. Last Accessed: 22 August 2024. Available from: <https://gocarbonfree247.com/resources/>
- 15 UN-Energy. Energy Compacts Annual Progress Report 2023. United Nations; 2023. Available from: <https://sdgs.un.org/sites/default/files/2023-09/energycompacts-annual-progress-report2023-002.pdf>
- 16 UN. Youth. United Nations; 2024. Available from: <https://www.un.org/en/global-issues/youth>

# UN-ENERGY MEMBERS & PARTNERS

## MEMBERS (UN ENTITIES)



FAO



IAEA



IFAD



ILO



UNCDF



UNCTAD



UNDESA



UNDP



UNECA



UNECE



UNECLAC



UNEP



UNESCAP



UNESCO



UNESCWA



UNFCCC



UNFPA



UN-HABITAT



UNICEF



UNIDO



UNITAR



UN-OHRLLS



UN WOMEN



WFP



WHO



WMO



WORLD BANK

## PARTNERS (NON-UN ENTITIES)



IRENA



SEFORALL

## SECRETARIAT



UNDESA

## USEFUL LINKS



### ENERGY COMPACTS HOMEPAGE

[LEARN MORE →](#)



### EXPRESSION OF INTEREST

[LEARN MORE →](#)

### CONTACT

[✉ un-energycompact@un.org](mailto:un-energycompact@un.org)

[✉ energycompact@seforall.org](mailto:energycompact@seforall.org)



### ENERGY COMPACT RESOURCES

[LEARN MORE →](#)



### 24/7 CARBON-FREE ENERGY COMPACT

[LEARN MORE →](#)



# ENERGY COMPACTS

SEPTEMBER 2024

COORDINATED BY



United Nations



SUPPORTED BY

